



MATA JAI KAUR PUBLIC SCHOOL

CLASS II

HOLIDAYS HOMEWORK

"Summer vacation is not just a break, it's a chance to discover new passions, explore new places, and create lifelong memories."

Dear Parents,

Vacation is a welcome break! So why not utilize this golden period for family reunion and enjoyable time spent with your kids and relatives. Gear up and utilize your time in the best possible manner and experience some fun activities with the children. Let's cheer for the 3R's- Rejuvenate, Relax, and Reconnect!

THEME- "Know Yourself, Love Yourself"

We learn many things about the world through books, internet, people and other sources. Let's dive into ourselves this time.

EXCITING ENGLISH

1. Flash Cards

Make five flash cards showing five action words. Each flash card should consist of one action word along with a picture of yourself or a drawing of that action.

Size- Plain A4 size sheets



2. Revise proper nouns and common nouns.
3. Revise spellings of all new words from Lessons 1 and 2
4. Learn the poem 'The Swing' for poem recitation after holidays.
5. Do 1 page of cursive handwriting practice every Monday, Wednesday and Friday in a separate 4 lines notebook.

MAGNETIC MATHEMATICS

1. My Personal Number Wall

Make your personal number wall in your scrap file filling in the information about the topics given below.



number of letters in my first name

number of teeth I have

number of plants at my home

number of siblings I have

my age

number of hours of sleep I take

number of hours I play an outdoor game

number of members in my family

number of times I helped my mother in a day

my favourite number

last three digits of my mother's mobile number

number of letters in your last name

number of pets I have

my date of birth

my birthday month

number of glasses of water I drink in a day

From the above prepared number wall, answer the following

- Successor of all the numbers
- Predecessor of all the numbers
- All odd numbers
- All even numbers
- Write the ordinal numbers for-
 - a) your age
 - b) numbers of members in your family

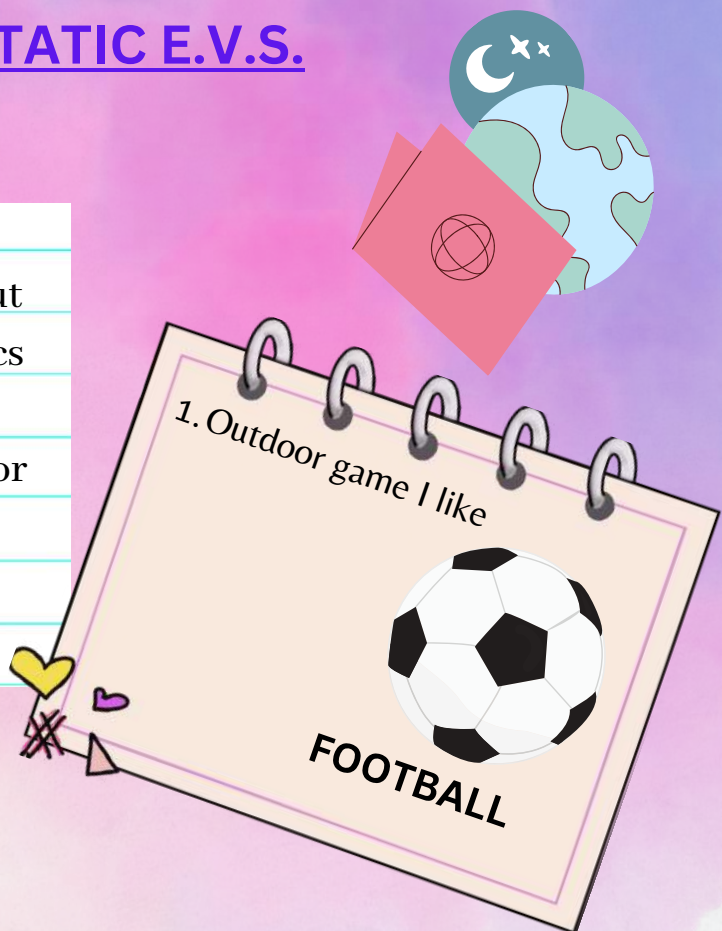


2. Practise counting 1 to 999 with all the concepts covered in the class.

ECSTATIC E.V.S.

1. My Favourites

In your scrap file, write about your likes based on the topics given below. Decorate it by making colourful drawings or by pasting pictures.



colour

food

toy

picnic spot

best friend

dress

indoor game

outdoor game

cartoon character

ice cream

animal

movie

chocolate

festival

I feel happy when.....

I feel sad when.....

I feel angry when.....

three things which I find easy to do.....

three things which I find difficult to do.....

2. Revise all work done in notebook and textbook of L-1, 'Our Wonderful Body' and L-2, 'Food For Us'.

हर्षित हिंदी

1. छोटी सी तो ज़िंदगी है उसमें भी सोचें क्या करें, क्या ना करें।
पर, मैं तो वही करूँगी जो मुझे पसंद है।

जी हाँ, मैं खुद से बहुत प्यार करती हूँ
क्योंकि मैं बहुत सुंदर हूँ।
आप भी खुद से बहुत प्यार करते हो क्यों?
इसी क्यों का उत्तर आपको भी देना है।
अपनी कोई पाँच विशेषताएं लिखिए
जिनके कारण आप खुद से बहुत प्यार करते
हैं।



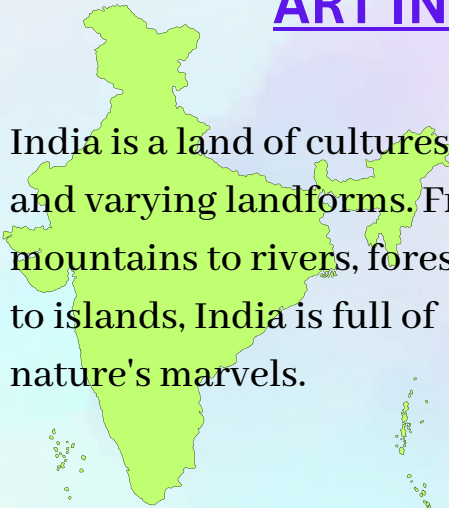
2.

अपना पहचान पत्र बनाएँ,
जिसमें अपना नाम, आयु,
जन्म तिथि, कक्षा
अध्यापिका का नाम,
मनपसंद विषय, प्रिय मित्र,
अपनी पसंद के फल,
भोजन, खेल और टी०वी०
कार्यक्रम इत्यादि के बारे में
लिखें।



ART INTEGRATED ACTIVITY

India is a land of cultures and varying landforms. From mountains to rivers, forests to islands, India is full of nature's marvels.



One such unexplored wonder is a Union Territory of India, **Andaman and Nicobar Islands**.

Known for its beautiful beaches and historic importance, it is extremely famous for its artwork made of **shells**.



Interestingly, it is also a habitat of Sea Cow, 'Dugong', which is also the state animal of Andaman and Nicobar Islands.



Let's bring Andaman and Nicobar Islands in a frame.

Make a frame showing the underwater scenery of Andaman and Nicobar Islands, using shells of different shapes and sizes. In the center of the frame paste a picture of the Sea Cow.

The frame can be made using paper plate/ A4 size sheet/ cardboard/ cake base.





MATA JAI KAUR PUBLIC SCHOOL

CLASS-II

MATHS REVISION WORKSHEET NUMBER CONCEPTS

Q1. Write the place value of the underlined digits:

- a) 2 8 6 - _____ b) 6 3 4 - _____ c) 5 9 2 - _____

Q2. Write the numeral for the given expanded form:

- a) 5 hundreds + 2 tens + 6 ones _____
b) Three hundred seventy four _____
c) 8 hundreds + 3 ones _____
d) Two hundred forty _____

Q3. Expand the given numbers in both ways:

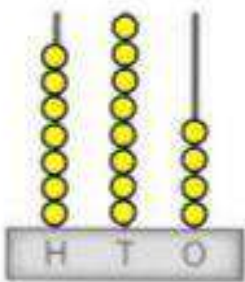
- A) 7 6 5 - _____

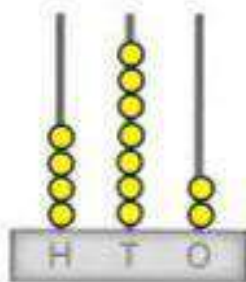
- B) 8 4 0 - _____

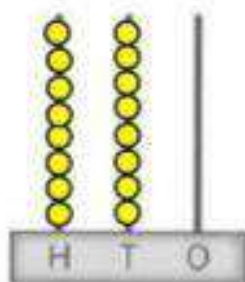
- C) 3 1 2 - _____

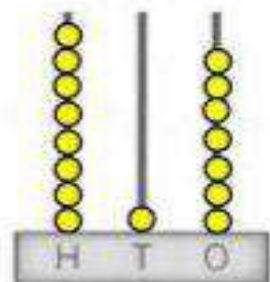
- D) 2 0 5 - _____

Q4. Count the number of beads and write the numerals:









Q5. Based on question 4, answer the following questions:

- A) Biggest number- _____
- B) Smallest number- _____
- C) Arrange in ascending order- _____
- D) Arrange in descending order- _____

Q6. Fill the table below with numbers which come before, after and between.

BEFORE	BETWEEN	AFTER
	287	
514		516
198		
	609	
		321

Q7. Snoopy, The Dog, from Primary Plus(April edition- page 20), wanted to reach his kennel and you all helped him out. Now Snoopy is hungry and wants to reach the bone. Help Snoopy reach his bone by following all the odd numbers in the grid. Colour Snoopy's path in yellow. You can move in straight directions only.



201	302	114	316	228	320	412	24
93	76	888	654	456	117	911	403
877	71	333	565	49	35	12	21
124	422	46	68	112	904	874	125
366	418	146	322	926	58	214	213
194	202	193	201	215	963	369	117
216	328	327	966	370	116	762	110
48	300	761	116	96	440	130	800
924	862	47	111	400	326	128	118
900	402	302	79	13	119	500	726
36	600	96	80	24	107	125	725
414	740	638	82	700	108	126	99
68	516	212	314	110	244	338	YAYY!!










MATA JAI KAUR PUBLIC SCHOOL





CLASS II

ENGLISH REVISION WORKSHEET

MY NAME- _____

Q1. Looking at the pictures, fill in the blanks and complete the passage.

There stood an apple  _____ on Billy's farm. It was home to a  _____, a  _____ and a lot of  _____. It bore plenty of  _____.

_____ Billy played with his  _____ around the apple tree. His  _____ sniffed at the  _____ as Billy played. The bees buzzed as the squirrels hopped in the  _____ near the tree. It was a happy place to be.

Q2. Read the passage given above and answer the following questions.

1. Write down the names of all animals present on Billy's farm.

2. What did Billy's dog do?

3. Provide the words that are opposite in meaning of the following words from the passage.

a) Sad _____ c) Far _____

b) Little _____ d) Sat _____

4. Find words from the passage above that rhyme with the following words.

a) Sound _____ c) Tore _____

b) Good _____ d) Small _____

Q3. It's riddle time!

Guess the nouns from the hints given below.

<p>1 I love singing a tick-tock rhyme, I am ever ready to tell you the time! _____</p>	<p>2 I am the festival of lights, You see candles all around, And Diyas shining bright. Sweets too are found. _____</p>	<p>3 I am yellow in colour, Warm and bright. When I rise in the morning, I bring lots of light. _____</p>
<p>4 It is always a holiday, In a week it comes last. It is such a fun day, But it goes away so fast. _____</p>	<p>5 Sweet and tasty, Children love to lick. I come in all flavours, You can have your pick. _____</p>	<p>6 In this month, Santa travels around. Christmas is celebrated, With decorations all around. _____</p>
<p>7 White as snow, You drink me everyday. I make your bones strong, You sure can say. _____</p>	<p>8 I am a useful thing, Colourful is my head. I have a handle, From rain I protect. _____</p>	<p>9 I work in a hospital, To treat people who are sick. I give you medicines, to make you fine real quick. _____</p>

Q3. Place the nouns guessed in Q4 in the correct columns.

Proper nouns		Common nouns	
_____	_____	_____	_____
_____	_____	_____	_____
_____	_____	_____	_____

Q4. Read the poem, "A Letter To Nature", from your Primary Plus magazine (April edition- Pages 18 and 19).

Find out the following nouns from the poem-

- a) A noun starting with letter C (stanza 1) _____
- b) A noun starting with letter W (stanza 2) _____
- c) A noun starting with letter H (stanza 2) _____
- d) A noun starting with letter S (stanza 3) _____
- e) A noun starting with letter N (stanza 3) _____



MATA JAI KAUR PUBLIC SCHOOL

CLASS II
E.V.S. WORKSHEET

My Name- _____

Q1. Taking inspiration from 'Pencil Heads Kids Club', from your Primary Plus magazine(April edition), we are sending you on a word hunt. Fill in the blanks and find the words in the grid given below. The first one has been



1. JUNK food is not good for health.
2. Food gives us _____ to work and play.
3. Radish can be eaten _____.
4. We should never skip our _____.
5. We eat _____ in the afternoon.
6. _____ food prevents us from falling sick.
7. We eat _____ at night.
8. _____ food makes our bones and muscles strong.
9. We should _____ our teeth twice a day.
10. We should drink _____ water.

Q2. Complete the words to find the names of various food items.

a) M a _ _ _ o

f) J a _ _ _ _ r y

b) S u _ _ _ r

g) C a _ _ _ _ f l o _ _ _ r

c) C u _ _ _ m b _ _ _

h) _ _ g g _ _

d) P _ _ _ s e s

e) B u _ _ _ _ r

Q3. Place the food items from Q2. in the correct columns.

Energy Giving Food	Body Building Food	Protective Food
_____	_____	_____
_____	_____	_____
_____	_____	_____
_____	_____	_____
_____	_____	_____
_____	_____	_____

Q4. Circle those that can be eaten raw.

Cucumber	Spinach	Beetroot	Bitter gourd	Onion	Pulses
Radish	Pumpkin	Turnip	Rice	Carrot	Meat

Q5. Write any 3 healthy eating habits that you follow regularly.

1. _____

2. _____

3. _____



माता जय कौर पब्लिक स्कूल

मात्रा अभ्यास

कक्षा-2

नाम:

कक्षा :

तिथि:

प्रश्न-1. दिए गए चित्रों के सही नाम लिखिए-



















प्रश्न-2. सही वर्तनी वाले शब्द पर गोला लगाइए-




मीत्र मित्र



दूध दुध



पिता पीता



बेल बैल



सुर्य सूर्य



ऋषि रिषी



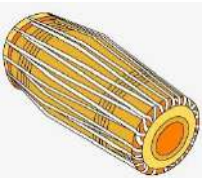
सुबह सुबाह



आकाश अकाश



पर्वत परवत



मृदंग मरिदंग



बिसतर बिस्तर



फूल फुल