



SUMMER HOLIDAYS HOMEWORK CLASS IV 2023-2024

THE INDIAN LEGACY

'It is not the honor that you take with you, but the heritage you leave behind.'

Banch Rickey



Warm Greetings!

Summer Vacation is a time to exhilarate and rejuvenate oneself. It's a break from alarm clocks and the hustle-bustle of daily routine. It's time for fun, frolic, going for morning walks with family, playing, and watching one's favorite shows and movies. But there is a lot more that can be done to make the vacation more interesting and meaningful. In order to facilitate learning in children, we have designed this Holidays Homework for them. The given homework assignments have been created around the rich cultural heritage of India.

Children should be encouraged to sit for an hour at a time to concentrate on a given task on regular basis. This will keep them engaged throughout the holidays as well as keep their enthusiasm alive for completing the work. The work is to be done neatly and submitted to the teachers after the vacation.

Enjoy and stay safe!



01

ENGLISH



READING


Read any two story books by the following Indian authors:

1. Sudha Murthy
2. RK Narayan
3. Ruskin Bond

On an A4 sheet, prepare a book cover of any one book, write 7-8 sentences about the protagonist (the main character) of the story.



SPEAKING



- Explore, read and listen to the folk tales of various states of India.
- Learn any one folk tale very well to present it in the class after vacations. You can also use puppets or props for your presentation.

LISTENING

- Listen to the English news channel programmes about the current affairs around the world.
- Watch English movies and shows and try to converse in English at home.



WRITING

- Visit any monument during the vacations and find out interesting facts about it.
- Now imagine you are a tour guide. Write a paragraph on an A4 sheet to describe that monument, and paste pictures along. You can write the paragraph keeping in mind the following points:
 - Name of the monument and the city
 - History of that place
 - Who created it ?
 - Materials used to construct it.
 - Interesting facts about the monument.



NEWSPAPER ACTIVITY



Read newspaper regularly and write the following in your GK note book for any one day (Every week)

- 1) The National news
- 2) The International news
- 3) The Sports news

02

हिंदी

चित्र वर्णन

- ❖ अंडमान और निकोबार द्वीप समूह के किसी एक दर्शनीय स्थल के बारे में चित्र सहित A3 कागज़ पर वर्णन करें।



आओ पढ़ें कहानियाँ

- ❖ मधुकलश पुस्तक की 1-5 तक कहानियाँ पढ़ें और एक मनपसंद कहानी अपने शब्दों में याद करें।



अभ्यास कार्य

- ❖ अभी तक कक्षा में किए गए कार्य का घर में अभ्यास करें।



MATHS

PROJECT WORK



Compose a rhyme or a poem on any mathematical concept of your choice. Write the same on an A-4 size sheet and beautify it.

OR

Design a poster on any mathematical concept of your choice and present the same on an A-4 size sheet.



ART INTEGRATED ACTIVITY

Mathematics is connected to architecture since time immemorial. Several branches of mathematics like geometry, algebra and patterns, are employed in designing structures.

Ancient Indian architecture which includes temples and historic monuments used several mathematical calculations and design principles that reflected the rich socio-cultural heritage of the country.



MONUMENTAL MATHEMAGIC

- Choose any one Indian monument that uses mathematics in its structure or design.
- Paste pictures and write basic information about that monument.
- Describe the mathematical principles used in its structure or design. Paste pictures of that part of the monument.
- Write some interesting facts about that monument.



04

EVS

PROJECT BASED LEARNING

Project Based Learning needs to be done on the state / union territory allotted to you as per your roll number:

ROLL
No 1-II

**Andaman and
Nicobar Islands**

ROLL No
24-35

Delhi

ROLL No
12-23

Rajasthan

ROLL No
35-45

West Bengal

PROJECT BASED LEARNING

- Collect the following information about the state / union territory allotted to you. Also paste pictures to supplement the information such as –

Location	Costumes
Climate	Festivals
Capital	Monuments
Languages	Places of Tourist Interest, etc

- Using the information collected, make a colourful project on A4 sheets (not more than 4)
- Revise CW of L 1 and 8 for assessment in the month of July.

IMPORTANT!

- Holiday Homework is compulsory for all the students. It is a part of their assessment.
- Students are advised to use waste/recycled material to create their projects.
- Holiday homework must be submitted as per the following schedule:

English – Tuesday, 4 July 2023	Hindi – Wednesday, 5 July 2023
EVS – Thursday, 6 July 2023	Maths – Friday, 7 July 2023

THANK YOU!

REVISION WORKSHEETS

**Print the worksheets,
complete them and paste
them in the notebook.**

ENGLISH REVISION WORKSHEET

NAME: _____ CLASS & SEC: _____ DATE: _____

Ex A- Attempt the following questions in your English Grammar notebook.

- (1) A gang of _____ feeds the street dogs every day. (thief/ thieves)
- (2) There are many _____ in the field. (buffalo/buffaloes)
- (3) An _____ a day keeps the doctor away. (apple/apples)
- (4) There is a _____ in his house. (parrot/parrots)
- (5) The holes are full of _____. (mouse/mice)
- (6) This _____ is very sharp. (knife/knives)
- (7) The _____ is called the king of forest. (lion/lions)
- (8) She gave me a bouquet of _____. (flower/flowers)
- (9) The _____ had stolen the bananas. (monkies/monkeys)
- (10) The _____ were playing outside. (childs/children)

Ex B- Look at the following picture and a write a short paragraph to describe it. You can use the hints given along.



Pleasant day- full of
greenery- lush green
trees- white ducks
quacking- children
playing- playful dog-
eating the meal
together- fishing
patiently.

हिंदी अभ्यास पत्रिका

नाम _____

कक्षा _____

प्रश्न 1- दिए गए अपठित गद्यांश को पढ़कर प्रश्नों के उत्तर लिखें।

एक चिड़िया थी उसने एक पोटली बना ली और अच्छा या बुरा जो भी उसके साथ होता था वह एक छोटा सा पत्थर उस पोटली में डाल देती थी कुछ ही दिनों में उसकी पोटली बहुत भारी हो गयी जिस कारण वह चिड़िया उड़ नहीं पा रही थी। कुछ और दिन बीतने पर उसका चलना फिरना भी मुश्किल हो गया। हम भी अगर पुरानी अप्रिय बातों को भूलकर भविष्य के पथ पर अग्रसर नहीं होंगे तो हम कभी वर्तमान का आनंद नहीं ले पाते हैं।

1 चिड़िया पोटली में क्या डाल देती थी ?

2 चिड़िया उड़ क्यों नहीं पा रही थी ?

3 कुछ और दिन बीतने पर क्या हुआ ?

4 इस गद्यांश से हमें क्या शिक्षा मिलती है ?

5 विलोम शब्द लिखो -

आसान - _____ नयी - _____

प्रश्न 2. रिक्त स्थान भरें।

क) अपने भावों और विचारों के आदान-प्रदान को _____ कहते हैं।

ख) भाषा के _____ रूप होते हैं।

ग) कहानी लिखना भाषा का _____ रूप है।

घ) गीत गाना भाषा का _____ रूप है।

ङ) भाषा लिखने के निश्चित चिह्नों को _____ कहते हैं।

च) हिंदी भाषा की लिपि _____ है।

छ) हिंदी हमारी _____ है।

प्रश्न 3. प्रत्येक भाषा के सामने उसकी सही लिपि लिखें |

क) हिंदी- _____

ख) अंग्रेजी- _____

ग) पंजाबी- _____

घ) संस्कृत- _____

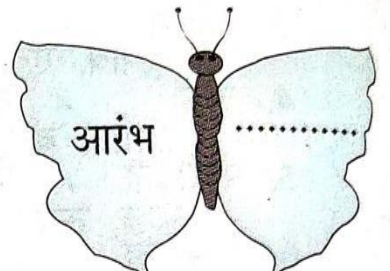
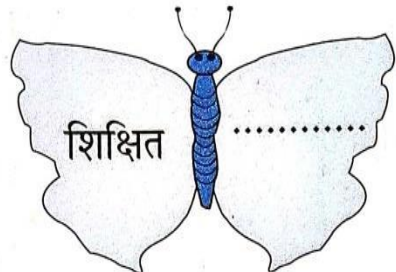
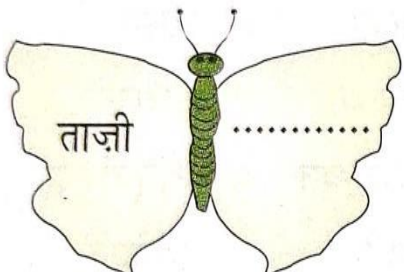
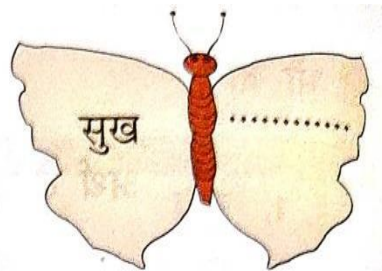
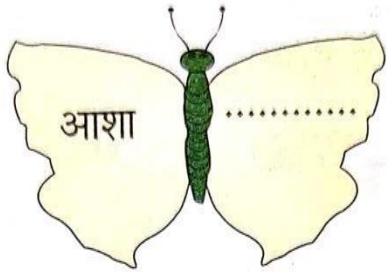
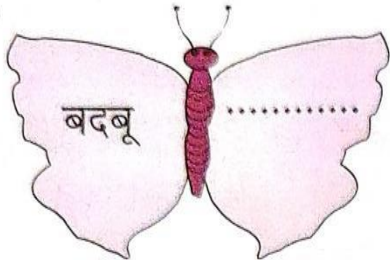
ङ) गुजराती- _____

प्रश्न 4. चित्र देख कर बताइए कि भाषा का कौन-सा रूप हैं ?



1. _____ 2. _____

प्रश्न 5. तितली के दूसरे पंख पर विलोम शब्द लिखिए |



प्रश्न 6. दिए गए वाक्यों में रंगीन शब्दों के विलोम लिखकर खाली स्थान भरें।

क) हमें समय का सदुपयोग करना चाहिए न कि _____ ।

ख) निखिल चतुर है परन्तु केशव _____ ।

ग) बड़ों से ऊँची आवाज़ में बात करना गुण नहीं , _____ है।

घ) कश्मीर भारत के उत्तर में है और कन्याकुमारी _____ में है।

ङ) तुम्हें निडर बनना चाहिए न कि _____ ।

प्रश्न 7. सही विलोम शब्द के साथ मिलान करें ।

क) अंदर _____ विदेश

ख) अच्छा _____ बाहर

ग) कच्चा _____ मृत्यु

घ) जन्म _____ बुरा

ङ) देश _____ पक्का



Mata Jai Kaur Public School

Class –IV EVS Worksheet

Chapter-1 (The Human Body) and Chapter-8 (Eating with Everyone)

A) Put a tick on the correct option :

1) Lungs are situated

- a) In chest b) In head c) Near legs

2) We breathe in

- a) CO₂ b) O₂ c) None of these

3) This organ system helps us to digest our food

- a) Respiratory b) Muscular c) Digestive

4) These are energy giving foods

- a) Fruits b) Vegetables c) Both of them

B) Give reasons–

- i. We should brush our teeth twice in a day.

- ii. We should eat a balanced diet.

C) Answer the following–

- 1) What is an organ system?

- 2) What are the functions of teeth?

- 3) Why do we need proteins?

- 4) Define the term food “Preservation”.

D) Fill in the blanks–

- 1) _____ are found in Rajasthan and Gujarat.
- 2) _____ help us to fight the diseases.
- 3) A grown up adult has _____ teeth.
- 4) _____ is the process of inhaling O₂.
- 5) Our _____ has four chambers.


E) Differentiate between the following–

- a) Skeletal System and Nervous System


- b) Sweetening and Salting.

F) Draw a well labelled diagram of–

External structure of tooth



G) Which one should be eaten-



- a) Greater amount
- b) Good amount
- c) Moderate amount
- d) Less amount