



Mata Jai Kaur Public School
Holiday Homework
Class –V
THEME- BLUE REVOLUTION

Warm Greetings!

Summer vacation is the best time for learning and nurturing creativity. So, utilize this time judiciously. This summer vacation, let's make ourselves more aware of 'Water Conservation'. Although two-thirds of our Earth is water, only 1 percent of fresh water is available for our use. If we continue to waste water then there will be no water in coming time, due to which life on Earth will be difficult.

SCHEDULE FOR SUBMITTING THE HOLIDAYS HOMEWORK AND WORKSHEETS

SUBJECT	DATE
English and Hindi	July 3, 2023
EVS and Maths	July 4, 2023
Art Integration	July 5, 2023

GENERAL INSTRUCTIONS TO BE FOLLOWED WHILE DOING HOLIDAYS HOMEWORK

- Students should be encouraged to do their homework independently. Parents can assist them only if it is required.
- Duly label all the work before submission and send it in separate folders subject wise.
- Make your work presentable using your creativity.


Here are some activities which will help us to realise the worth of water for our existence. Read all the instructions carefully and do your activities neatly.



- a. Learn and practise all the class work.
- b. Improve your spellings by taking weekly dictations and practise one page of cursive handwriting daily in your practice notebook.
- c. Become a book worm this summer. Read books of the given authors. Maintain a list of your favourite books at the back of your Literature notebook.
 - i. How I Taught My Grandmother To Read- Sudha Murthy
 - ii. The Christmas Pig- J.K. Rowling
 - iii. Matilda- Roal Dahl
 - iv. The Boy From the Hills- Ruskin Bond

- v. Let's Go Time Travelling!- Subhadra Sen Gupta
- d. Refer to the poem 'The Recycling Rap' in your English Literature book. Compose a poem/song of about 4-5 lines on 'Save Water'/ 'Save Natural Resources' in your Reader notebook. Decorate it with colourful illustrations.
- e. Create a **class newspaper** on an A3 size sheet and give it an attractive title. You can use the given headers or add more ideas using your creativity:
- Sports bulletin
 - Ongoing activities
 - Upcoming events
 - Birthday bumps
 - Gentle reminders
 - Classroom rules etc.

Add illustrations, stick ons and paste pictures to make it colourful. A sample newspaper has been given for your reference here.



- अभी तक कक्षा में किए गए कार्य का घर में अभ्यास करो।
- मधुकलश पुस्तक की 1-5 तक कहानियाँ पढ़ें और एक अपनी मनपसंद कहानी अपने शब्दों में याद करो।
- अंडमान और निकोबार द्वीप समूह की भाषा, लिपि और वहाँ बोली जाने वाली अन्य भाषाओं का पता लगाकर लिखें और साथ में कोई एक लोक कथा चित्र सहित A3 Sheet पर लिखो।

PUNJABI

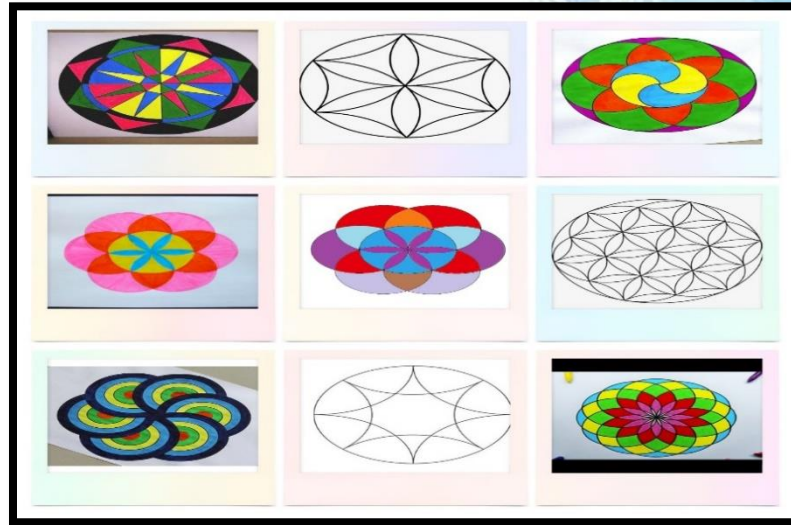
- ਜਮਾਤ ਵਿਚ ਕਰਾਏ ਗਏ ਅੱਖਰਾਂ ਦੀ ਦੁਹਰਾਈ ਕਰੋ।
- ਸਕੂਲ ਵਿਚ ਬੋਲੀ ਜਾਣ ਵਾਲੀ ਅਰਦਾਸ ਯਾਦ ਕਰੋ।
- ਦਿੱਤੇ ਗਏ ਅੱਖਰਾਂ ਨਾਲ ਸਬੰਧਤ ਤਸਵੀਰਾਂ ਚਿੱਪਕਾ ਕੇ ਰੰਗ ਭਰੋ। (On A 4 size sheet)
ਕ, ਗ, ਮ, ਪ

- Revise all the alphabets done in the class.
- Learn Ardaas
- Paste and colour the pictures of given alphabets. (On A 4 size sheet)

MATHEMATICS

i. Use of compass to create geometric drawing.

Students have to create a design using circles on white A4 size sheet. Use mathematical instruments like scale, compass and protractor. Some illustrations are shown below –



ii. Theme – Save water

a) Observe and record your family’s usage of water for 15 days for daily household activities. Note down your observation (approximate) in tabular form as follows:

Days	Bathing (litres)	Cooking (litres)	Washing Clothes (litres)	Drinking (litres)	Watering plants (litres)	Brushing (litres)	Washroom (litres)	Total litres of water used
Day 1								
Day 2								
Day 3								
Day 4								
Day 5								
Day 6								
Day 7								

b) Based on your observations, suggest ways in which you can minimize the consumption of water by your family.

(Note – 1 litre = 1000 ml

Use the following as measuring instruments
Capacity of a bucket = 10 to 15 litres approx
Capacity of a glass = 200 - 250 ml approx)



- i. Learn Chapter-1 (Our Organ System) and Chapter-2 (Bones and Muscles) from the book and notebook.
- ii. Practice the well labelled diagrams of Chapter 1 and Chapter 2 in Revision copy.
- iii. Refer to Chapter-11 (The Coastal Plains of India) from The Blue Planet EVS book. Islands are a piece of sub continental land surrounded by water from all sides. There are a group of islands around India- Andaman and Nicobar Islands and Lakshwadeep islands. Create a collage of pictures on any one island from the given islands based on the following points on any plain A3 size sheet.
 - a. Mention the territory's capital and its climatic conditions
 - b. Any three water sports of the island
 - c. Different handicrafts made by the tribals

Art Integration Project- The following projects have to be strictly done as per the sections mentioned below:

Classes V A & V B- Tribals of Andaman and Nicobar islands and Lakshwadeep islands indulge in making handicrafts. Make a beautiful hand bracelet using wooden kada, beads, sea shells etc. Pictures are given for your reference.



Classes V C & D- Sustainability is the key to a better future for our planet earth. The more we follow the 4Rs, the closer we get to a healthy environment.

Use cardboard and jute to make a jute bag. Decorate it with sea shells and other reusable material demonstrated during the art class. Submit the duly labelled handbag after summer break. Refer to the pictures given below.





Mata Jai Kaur Public School
Class –V English Worksheet
Sentences & Subject & Predicate

Q.1. Circle the subject with blue and underline the predicate with green in the given sentences.

1. A rose smells nice.
2. The paperboy delivers the newspaper.
3. My friend Zach won the Peachtree Road Race.
4. Jane and I are going to the mall.
5. Jimmy made the touchdown.
6. A beautiful butterfly floated over the bush.
7. The strong winds ripped the roof off of the house.
8. Our class will visit the Atlanta Zoo.
9. My cat had three kittens today.
10. My little brother fell off his swingset.
11. The bee stung me on my stomach!
12. In art class we made masks for Halloween.
13. The bank robber wore a black stocking on his face.
14. Bob's birthday party was at American Adventures.
15. Someone's telephone is ringing in the store.

Q.2. Rearrange the following words to frame meaningful sentences. Remember to punctuate them.

1 . by train / sometimes / Steven / to work / goes / .

2 . are making / toys / we / for all the children / .

3 . soccer / play / during the break / Cloe and Taylor / .

4 . a new TV set / my father / us / bought / .

5 . his family / Mary / to the party / invited / .

6 . from Martha's vineyard / a postcard / Samuel / sent / .

7 . for my brother / made / the tailor / a suit / .

8 . all her friends / cooked / a delicious meal / Tal / for / .

9 . bought / two years ago / we / this car / .

10 . to the seaside / go / my friend and I / at the weekend / .

11 . in Wales / lives / in a flat / the family / in a big city.

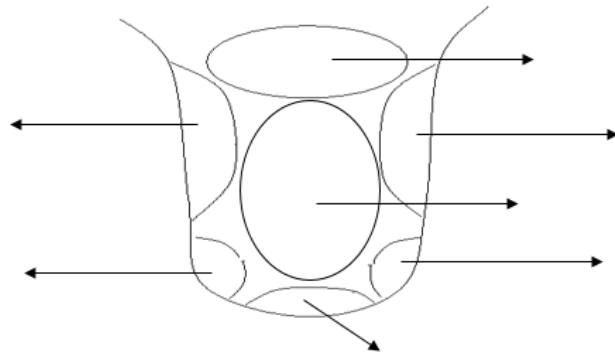


Mata Jai Kaur Public School
Class –V EVS Worksheet
Chapter-1 (Our Organ Systems) and Chapter-2 (Bones and Muscles)

Q1. Fill in the blanks:

1. Food pipe is also called – _____
2. A stretchy muscular sack shaped J letter like organ is called- _____
3. Juice produced by liver to help absorb fats into the blood stream- _____
4. This organ absorbs water and stores waste product in the rectum- _____
5. Waste product is pushed out of the body through this organ- _____
6. This organ is a very strong muscle that works like a pumping machine- _____
7. Arteries and veins that carry blood in our body are collectively called- _____

Q2. Label these five taste buds:



Q3. Select the odd one out and give reason.

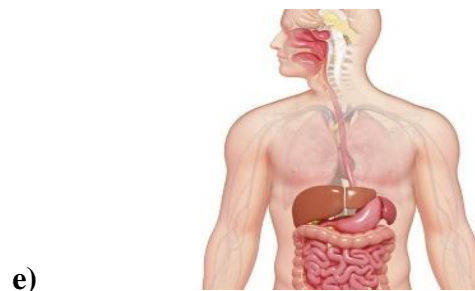
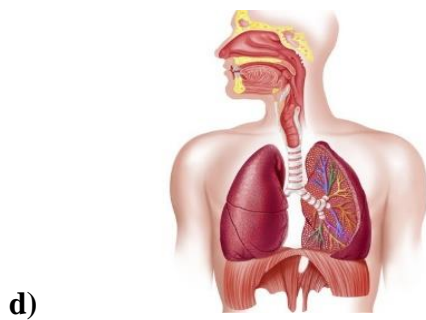
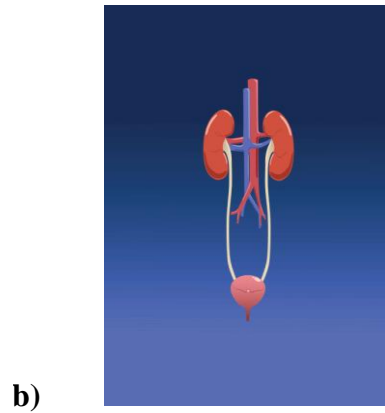
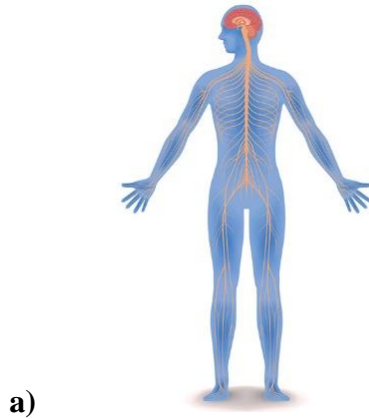
- 1) Heart, blood vessels, arteries, nerves
- 2) Nerves, spinal cord (backbone), brain, Veins
- 3) Lungs, wind pipe, bronchi, Liver
- 4) Stomach, Oesophagus, Mouth, Kidneys

Q4. Write the correct answer of the blanks given below.

- a. Muscles are attached to _____ through tendons.
- b. All the bones in the skull are hard except the _____.
- c. Spine is made of small bones called _____.

- d. A joint is made of two or more _____.
- e. _____ is the longest bone in the body.
- f. The ribcage has _____ ribs on each side.
- g. The _____ limbs are legs to support the body weight.
- h. The _____limbs start from shoulder upto the tip of the finger.

Q5. Identify the systems and write at least 2 organs of the same:





Mata Jai Kaur Public School
Maths Worksheet
Chapter – 2 Operations On Large Numbers

Q1. Fill in the following blanks :

- a. 50, 00, 000 is one less than _____
- b. $8,00,000 + 50, 000 - 4, 000 =$ _____
- c. Digit in the ones place of the product of 486 and 127 is _____ (write orally)
- d. $30,000 \div 30 =$ _____
- e. Sum of the place values of 8 in 8,39, 508 is _____
- f. The sum of the greatest 6 digit number and the smallest 3 digit number is 10, 00, 099
_____ (True/False)
- g. 7,00,000 is 1 more than _____
- h. Complete the pattern
4,21,395; 6,21,395 ; _____ ; _____
- i. Take away 58,999 from 60,000 = _____

Q2. Find the sum of the following numbers :

8,69,27,428 ; 3,21,33,046 ; 2,95,18,654

Q3. Subtract greatest 8- digit number from the smallest 9 - digit number.

Q4. Find the Product of 10,248 X 569

Q5. Find the quotient and remainder of the given :

a) $77218 \div 35$

b) $444444 \div 44$

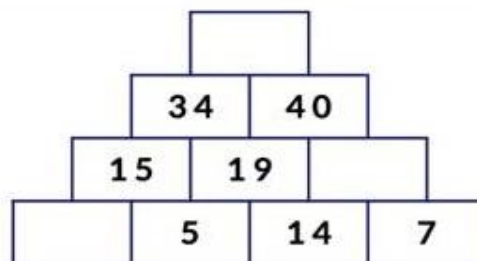
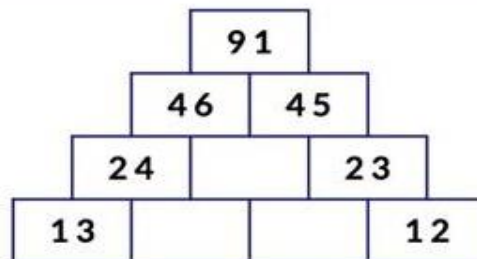
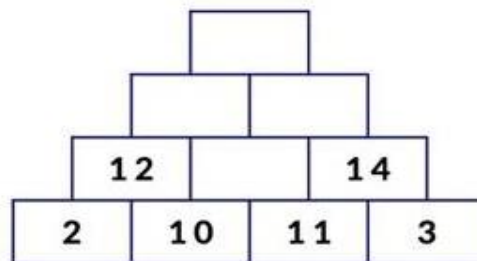
Q6. A bag holds 560 onions. How many onions are there in 114 such bags.

Q7. The sum of 2 numbers is 4,01,694. If one number is 29,167 find the other number.

Q8 . Solve the given number pyramid –

Number Pyramid

In the following number pyramids, the number in a box is the sum of the numbers in the two boxes just below it. Find the missing numbers.





माता जय कौर पब्लिक स्कूल कक्षा- 5 अभ्यास कार्यपत्र

पाठ -भाषा

1. निम्नलिखित वाक्यों में सही (✓) या गलत (X) के निशान लगाइए-

- (क) सांकेतिक भाषा का अध्ययन व्याकरण में किया जाता है।
(ख) भारतीय संविधान में 22 भाषाओं को मान्यता प्राप्त है।
(ग) लिखने के लिए निश्चित किए गए चिह्नों को लिपि कहते हैं।
(घ) व्याकरण के तीन अंग होते हैं।
(ङ) संस्कृत और हिंदी भाषा की लिपि रोमन है।

2. निम्नलिखित भाषाएँ किन-किन प्रदेशों में बोली जाती हैं? मिलान कीजिए-

- | | |
|------------|--------------|
| (क) हिंदी | उड़ीसा |
| (ख) बंगाली | असम |
| (ग) तमिल | उत्तर प्रदेश |
| (घ) उड़िया | तमिलनाडु |
| (ङ) असमिया | बंगाल |

3. निम्नलिखित वाक्यों में उपयुक्त शब्दों से रिक्त स्थानों की पूर्ति कीजिए-

- (क) भारत की राज भाषा है।
(ख) भाषा की शुद्धता का ज्ञान हमें शास्त्र कराता है।
(ग) लिखने के लिए निश्चित किए गए को कहते हैं।
(घ) प्रत्येक भाषा के अंतर्गत कई होती हैं।
(ङ) भाषा हमारे और की अभिव्यक्ति का माध्यम है।
(च) जो भाषा लिखकर प्रकट की जाती है, उसे भाषा कहते हैं।
(छ) जो बोलकर प्रकट की जाती है, उसे भाषा कहते हैं।

4. निम्नलिखित स्थितियों में भाषा के कौन-से रूप प्रयोग किए जाते हैं?

- (क) एस०एम०एस० करना -
(ख) कहानी सुनाना -
(ग) भाषण सुनना -

- (घ) नाटक देखना -
- (ङ) कहानी लिखना -
- (च) कविता पाठ करना -

5. निम्नलिखित प्रश्नों के संक्षिप्त उत्तर लिखिए-

- (क) लिपि किसे कहते हैं?
.....
- (ख) व्याकरण की क्या उपयोगिता है?
.....
- (ग) भाषा के मौखिक और लिखित रूप में क्या अंतर है?
.....
- (घ) बोली से आप क्या समझते हैं? सोदाहरण स्पष्ट कीजिए।
.....

6. निम्नलिखित भाषाओं की लिपियों के नाम लिखिए-

- | | |
|-----------------------|---------------------|
| (क) मराठी - | (ख) गुजराती - |
| (ग) हिंदी - | (घ) संस्कृत - |
| (ङ) पंजाबी - | (च) उर्दू - |
| (छ) अंग्रेज़ी - | (ज) फ्रैंच - |