



# MATA JAI KAUR PUBLIC SCHOOL

ASHOK VIHAR PHASE III, DELHI – 110052

PHONE- 011-43711013, 011-27221674 EMAIL- mjgps@hotmail.com

## HOLIDAYS HOMEWORK

SESSION : 2023 – 24

CLASS – VII

### ENGLISH

Read the **newspapers** (The Hindustan Times) given to you in the school in the months of April and May and do the following in your Grammar notebook.

- Go through the 'Word Power' column in your newspaper and pick out ten words you find interesting. Write two synonyms and antonyms for each word.
- Cut and paste 5 examples of sentences of Direct Speech from the newspaper, and then convert them into Indirect Speech.

### HINDI

- पढ़ाए गए पाठों को कक्षा परीक्षा के लिए तैयार करें।
- प्रतिदिन गुंजन पुस्तक का एक पृष्ठ पढ़ना है।



### PUNJABI

- ਜਮਾਤ ਵਿਚ ਕੀਤੇ ਗਏ ਕੰਮ ਦੀ ਦੁਹਰਾਈ ਕਰੋ।
- ਮੂਲ ਮੰਤਰ ਅਤੇ ਪ੍ਰਾਰਥਨਾ ਸਭਾ ਵਿਚ ਬੋਲੀ ਜਾਣ ਵਾਲੀ ਅਰਦਾਸ ਯਾਦ ਕਰੋ।
- ਕੋਈ ਸਵੈ ਰਚਿਤ (self- composed) ਕਵਿਤਾ, ਕਹਾਣੀ ਜਾਂ ਕੋਈ ਲੇਖ ਲਿਖੋ।( A-4 Size Sheet)

### SCIENCE

Revise Ch 1 -Nutrition in Plants and  
Ch 2- Nutrition in Animals.

### MATHS

Complete pages 6-12, 16-21, 25-29 in the practice workbook- 'Practice and more Mathematics' by Ratna Sagar.

### SOCIAL SCIENCE

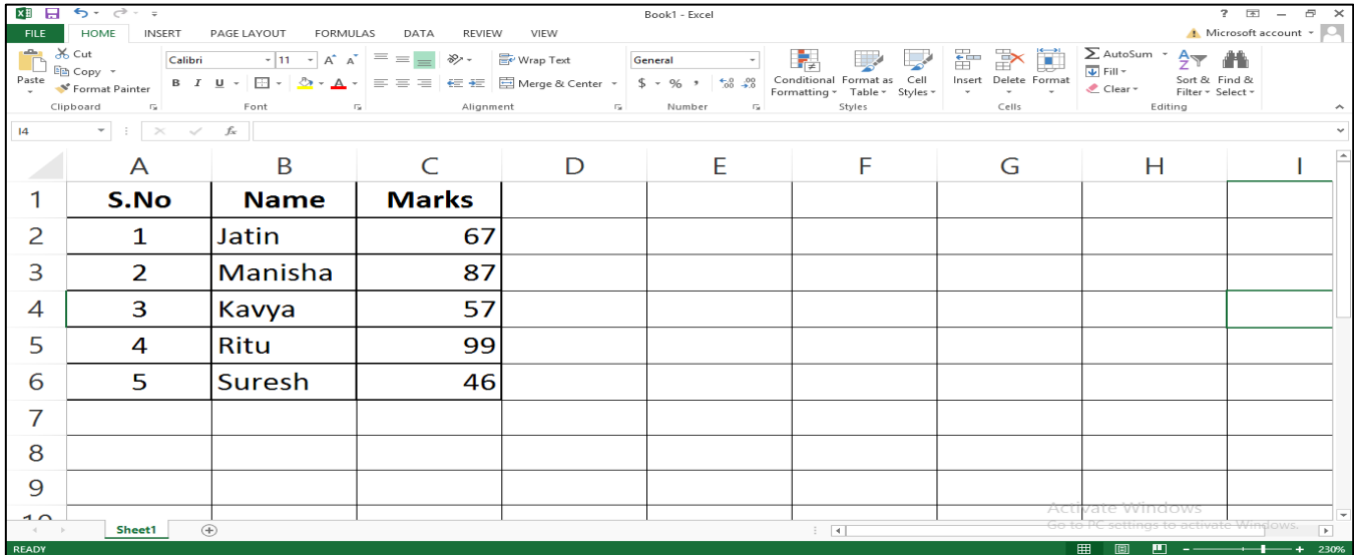


**Please Note:**

- Only the first row uses Merge & Center
- There are no extra rows or columns used anywhere
- Instead of MY CLASS, write your class, eg VI-A
- Use your actual time table as the data
- Use Calibri, Bold, 20 font for black text and Calibri, 16 font for blue text

**Task 2**

**Answer the questions based upon the given Worksheet.**



1. Which program has been used to make this Worksheet?
2. What is the name of this File?
3. Which font has been used to type in this Worksheet?
4. What font size has been used in this Worksheet?
5. Name any one cell in which the font is BOLD.
6. Which alignment does the cell C2 contain- Left, Right or Center?
7. In which column can Autofill be used?
8. Write the formula to display –
  - a. Highest marks scored by a student
  - b. Average marks of the students

---

---

---

---

---

---

---

---

---

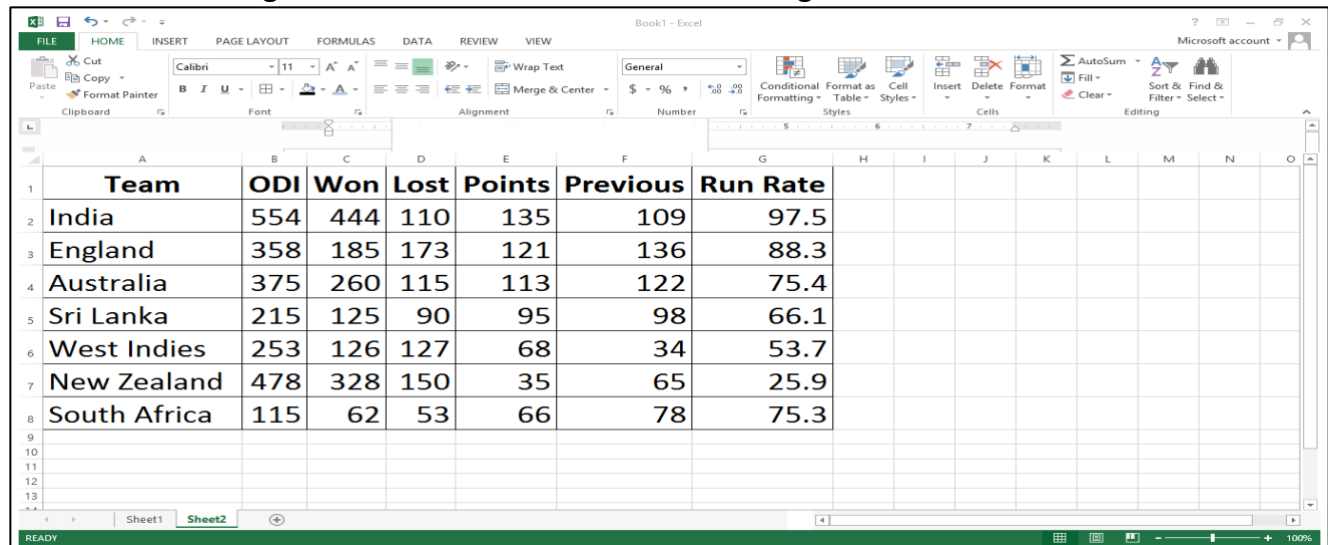
---

---

---

**Task 3**

**Create the following worksheet and follow the instructions given.**




1. Save the file with the name Test Matches.
2. Delete the row for West Indies.
3. Add a row between India and England. Fill any data for Pakistan in that row.
4. In the last column, divide the points with matches won for all countries.
5. Use formulas to calculate and display the following information in the worksheet –
  - a. Lowest Runrate of the series
  - b. Highest points gained in the series
  - c. Average Runrate in the series
6. Use undo/redo to restore all data as it was.

**\*Note – take printout of this task after doing till point 5**

### ART INTEGRATED PROJECT

<p><b>ENGLISH, SCIENCE and MATHS</b></p> <p><b><u>(To be done on an A-3 Size sheet)</u></b></p>	<p><b>THEME: <u>'Wildlife Sanctuaries and National Parks of Andaman and Nicobar/Lakshadweep islands'</u>.</b></p> <p><b>PLEASE NOTE: Each student is required to do only ONE of the activities given below according to his / her Roll no. mentioned in the bracket.</b></p> <p>I. Find out about any one Wildlife Sanctuary or National Park of Andaman and Nicobar/Lakshadweep islands. Write a paragraph, describing it and paste pictures related to it. Give a suitable title to your paragraph. <b>((Roll No .1 to 9)</b></p> <p>II Find out the number of different types of animal species found in Andaman and Nicobar islands ( for example - Terrestrial animals and Water animals).Draw (i) a pictograph using various pictures and (ii) a bar graph using graph paper and different colours origami sheets to represent above information. <b>(Roll No.10 to 18)</b></p> <p>III. Draw / Paste pictures to create a poster on the theme - 'Wildlife is in crisis, act now'. <b>( Roll No.19 to 27)</b></p>
<p><b>HINDI</b></p>	<p>अंदमान-निकोबार द्वीप समूह के लोगों की <u>पारंपरिक वेशभूषा</u> का सचित्र वर्णन करते हुए बारहमासा हिंदी कैलेंडर तैयार कीजिए। <b>( Roll No.28 to 36)</b></p>
<p><b>PUNJABI</b></p>	<p>ਅੰਡਮਾਨ ਅਤੇ ਨਿਕੋਬਾਰ ਦੀ ਰਾਜਧਾਨੀ ਪੋਰਟ ਬਲੇਅਰ ਦੀਆਂ ਤਸਵੀਰਾਂ ਚਿੱਪਕਾ ਕੇ ਉਨ੍ਹਾਂ ਬਾਰੇ ਸੰਖੇਪ ਜਾਣਕਾਰੀ ਦਿਓ। <b>(Roll No .37 to 46 )</b></p>
<p><b>SOCIAL SCIENCE</b></p>	<p><b><u>EK BHARAT SHRESHTHA BHARAT:</u></b> INDIVIDUAL ACTIVITY (Will be assessed as a part of the Subject Enrichment Activity)</p> <p><b><u>PROJECT:</u></b> Making a BookMark</p> <p>You need to make a bookmark in a unique shape (island, tree, shell etc) which connects to any one island group of India i.e. Lakshadweep or Andaman Nicobar. You need to add small information on that along with a few pictures. Sharing few examples:</p>



*!!! Happy Holidays !!!*