



MATA JAI KAUR PUBLIC SCHOOL




# HOLIDAYS HOMEWORK

KINDERGARTEN 2023-24



*Sweet as a berry,  
summer is merry  
cool fruits and lemonade  
A memory that will never fade  
Vacations are always fun  
Remember not to go out in the sun!*



Dear Children,

Summers are here in all its glory. It's time to enjoy your vacations with family and friends. It's also time to learn new things from your surroundings, explore new places, listen to stories, try new skills, play indoor / outdoor games and keep yourself fit. We wish you an enjoyable and fun-packed summer break!

Let's explore and learn



Encourage your child to converse in English using simple sentences. Emphasize on using magic words i.e. Please, Thank you, Sorry may I, Excuse me etc.



DEAR- Drop Everything And Read  
Primary Plus

To enhance and build their vocabulary and make reading fun for the little ones, kindly encourage them to do reading of 'an' & 'at' words as given on 2 & 20. Also, read them interesting stories, vocabulary exercises, colouring pages to nurture their imagination and creativity given in the Primary Plus.





## Nature Scavenger Hunt

Take your child on a nature walk and give them a list of things to find and collect such as leaves, rocks and flowers. This will help them to learn about natural world and develop their observational skills.



## Math Fun

Play maths game with your child such as counting objects or simple addition or subtraction games. This will help them to practice their maths skills in a fun and engaging way.



## Art Projects

Encourage your child to create art during summers such as thread printing, leaf printing, blow painting, and using other different techniques. This will help them to express themselves creatively and develop their fine motor skills.





## Virtual Field Trip


Take your child on virtual field trips to museums, zoo, and other educational sites on line this will help them to learn about different places and cultures and develop their curiosity and love for learning .




## LET'S RECAP




### English

 Practice to write A-Z & a-z in your English notebook (twice)

 Practice to writing your name.

 Help your child to group words beginning with same sounds i.e. B-bed, ball, bat. T- toy toffee, table

 Create your picture dictionary : To add more fun and creativity help your ward to prepare a scrap book by posting the pic of the word family covered in class.




**SIGHT WORDS** : Help your child to read sight words

at	on	is	we
in	of	my	so
up	am	me	to
as	do	the	she






## Maths

 Practice writing counting 1-50 once a week in your maths notebook.

 Revise all the shapes and create a scene on an A-3 Sheet.

 Practice memorizing your home address and your parents mobile no.



## STORY TIME

### *The Magical Tree*

Shreya loved playing in the forest. The forest was near her house and was home to many types of trees. One day, she saw a mango tree with the signboard on it. It read 'I am a magic tree; say the magical word and you will see the magic!'. Shreya tried to guess the magical words she said 'mangoes are lovely!' 'I love mangoes!' and many more but none of them worked. She finally said 'please dear tree'. Suddenly a big door opened in the trunk. Inside ever thing was dark. The tree said 'carry on with your magical words' she asked the tree 'may I go in?' the tree replied yes. Then she said thank you dear tree, the inside of the tree let up brightly and revealed a pathway leading to a big pile of treats. Shreya brought all her friends to the mango tree and they had the best time ever.



## Aisha and Jai

Aisha and her brother Jai, were on their way to school. They stopped when they saw two kids fighting.

"He bit me!" shouted the girl.

"She scratched me!" yelled the boy

"Fight! Fight! Fight!" cheered Jai

"No, Jai. It's not good to fight," said Aisha.

She then explained to both the children why they must be kind to each other.

"I am sorry that I bit you, said the boy.

"I am sorry that I scratched you," said the girl

"Say I am sorry; and promise not to be mean to each other."

The girl and the boy stopped fighting and hugged each other.

"Amazing!" exclaimed Aisha.

"Boring!" sighed Jai.

Aisha was happy, but they were late for school. They rushed to class, but the lesson had already begun. The teacher, Miss Roy, looked unhappy.

"I'm sorry for being so late, Miss Roy! ,May I please join the class?" Aisha asked. Jai stood there, grumpily. Miss Roy thought about it and said, you can come in now Aisha. You can come in too Jai, but only If you say the magic words!"

Jai was surprised but he knew what to do.

"Excuse me Miss Roy. May I enter too, please?" he asked.

"Yes, you may, said Miss Roy, smiling.

"Thank you!" said Jai,

"I know that manners are important!"

"Aisha and Jai, make sure you never come late again. That's the promise you make when you say you are sorry," added Miss Roy. Children promised to never be late again.

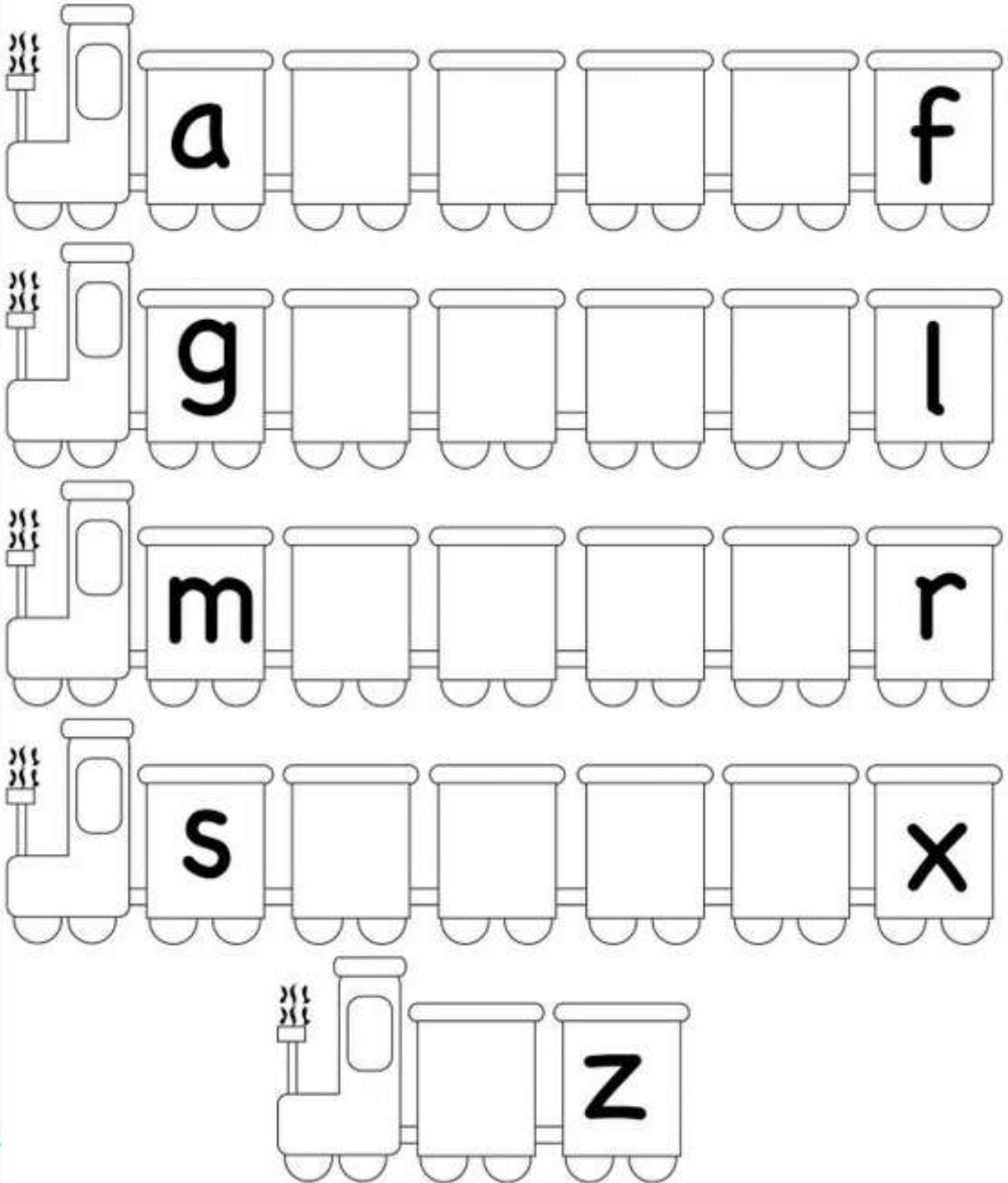


# English Worksheets

Name: \_\_\_\_\_

Date: \_\_\_\_\_

Lets complete the train by writing missing alphabets







Name: \_\_\_\_\_

Date: \_\_\_\_\_

Find the given words from the box



cat



van



jam



pan

j	s	a	d	p
v	a	l	r	a
a	p	a	z	n
n	e	b	a	g
t	m	s	c	o
b	f	c	a	t
a	q	i	s	n
t	g	d	a	h
k	j	a	m	l
c	a	p	y	b



bag



cap



sad



bat

Name: \_\_\_\_\_

Date: \_\_\_\_\_

### Let's practice 'at' words



bat			



cat			



fat			



hat			



mat			



rat			



sat			



bat			

# Maths Worksheets

Name: \_\_\_\_\_

Date: \_\_\_\_\_


Lets practice 1-50

1	11	21	31	41
3	13	23	32	43
5	15	25	35	45
7	17	27	37	47
9		29		49
10	20	30	40	50

Name: \_\_\_\_\_

Date: \_\_\_\_\_


Join the dots to make a lion



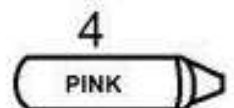
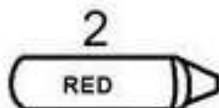
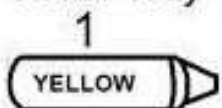
Name: \_\_\_\_\_

Date: \_\_\_\_\_

## Colour by numbers



Color Key

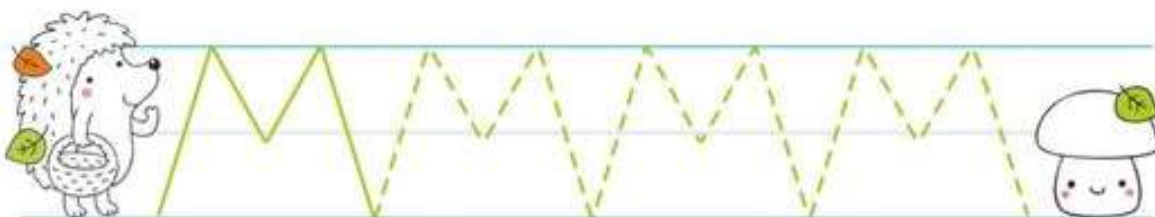
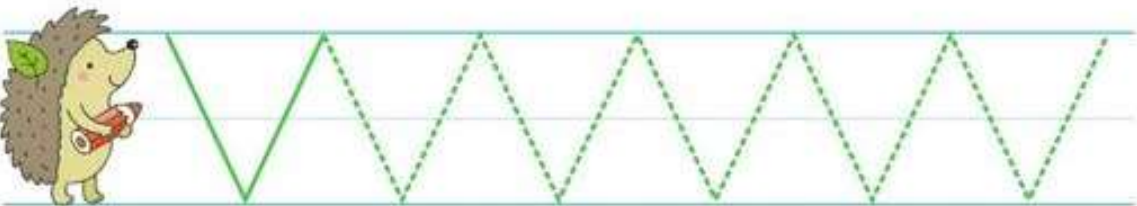
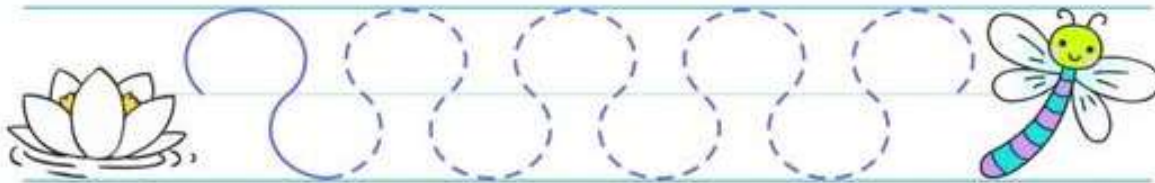
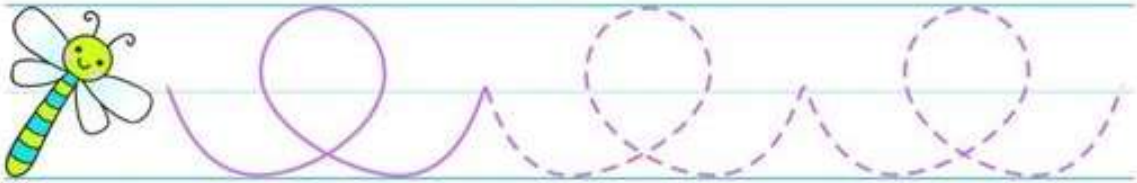



# Hindi Worksheets

Name: \_\_\_\_\_

Date: \_\_\_\_\_


Trace the given patterns



Name: \_\_\_\_\_

Date: \_\_\_\_\_

वर्ण पहचान कर, चित्र में रंग भरो




क क क क क क क  
क क क क क क क  
क क क क क क क  
क क क क क क क  
क क क क क क क  
क क क क क क क

Name: \_\_\_\_\_

Date: \_\_\_\_\_

वर्ण पहचान कर, चित्र में रंग भरो



ख ख ख ख ख ख ख

ख ख ख ख ख ख ख

ख ख ख ख ख ख ख

ख ख ख ख ख ख ख

ख ख ख ख ख ख ख





*WISHING YOU ALL A  
HAPPY AND SAFE  
VACATIONS WITH  
GOOD TIMES!*

