









# MATA JAI KAUR PUBLIC SCHOOL

## SECONDARY SCHOOL EXAMINATION CLASS X RESULT 2024

### RESULT AT A GLANCE

TOTAL STUDENTS APPEARED	172
TOTAL NO. OF STUDENTS SCORING 90% AND ABOVE	23

### SCHOOL TOPPERS

FIRST	SECOND			THIRD	
HARDIKA JAIN	GURSHEEN KAUR ARORA	HEZAL SABHARWAL	MEHUL GULATI	TEESHA ARORA	ARJUN BHATIA
					
96.60%	96.00%			95.00%	

# 100 MARKS SCORERS

## SUBJECTS & NAMES OF STUDENT

SUBJECT	NAMES OF STUDENTS
Mathematics Standard	Hardika Jain
Science	Hardika Jain Damita Bhatia
Social Science	Japman Kaur Miesha Reddy Gursheen Kaur Damita Bhatia
Computer Application	Hezal Sabharwal Naincy Nikhilesh Khanna Arjun Bhatia

## DETAILS OF MARKS OF TOPPERS (FIRST)

HARDIKA JAIN	
SUBJECTS	(%)
ENGLISH	95
HINDI	95
PUNJABI	NA
MATHS STANDARD	100
SOCIAL SCIENCE	93
SCIENCE	100
COMPUTER APPLICATIONS	98
AGGREGATE SCORE (Main 5 subjects)	<b>96.6%</b>

## DETAILS OF MARKS OF TOPPERS (SECOND)

	HEZAL SABHARWAL	MEHUL GULATI	TEESHA ARORA	GURSHREEN KAUR ARORA
SUBJECTS	%	%	%	%
ENGLISH	98	95	96	96
HINDI	94	94	95	NA
PUNJABI	NA	NA	NA	96
MATHS STANDARD	95	98	93	90
SCIENCE	94	97	97	98
SOCIAL SCIENCE	99	96	99	100
COMPUTER APPLICATIONS	100	96	98	97
AGGREGATE SCORE(Main 5 subjects)	<b>96%</b>	<b>96%</b>	<b>96%</b>	<b>96%</b>

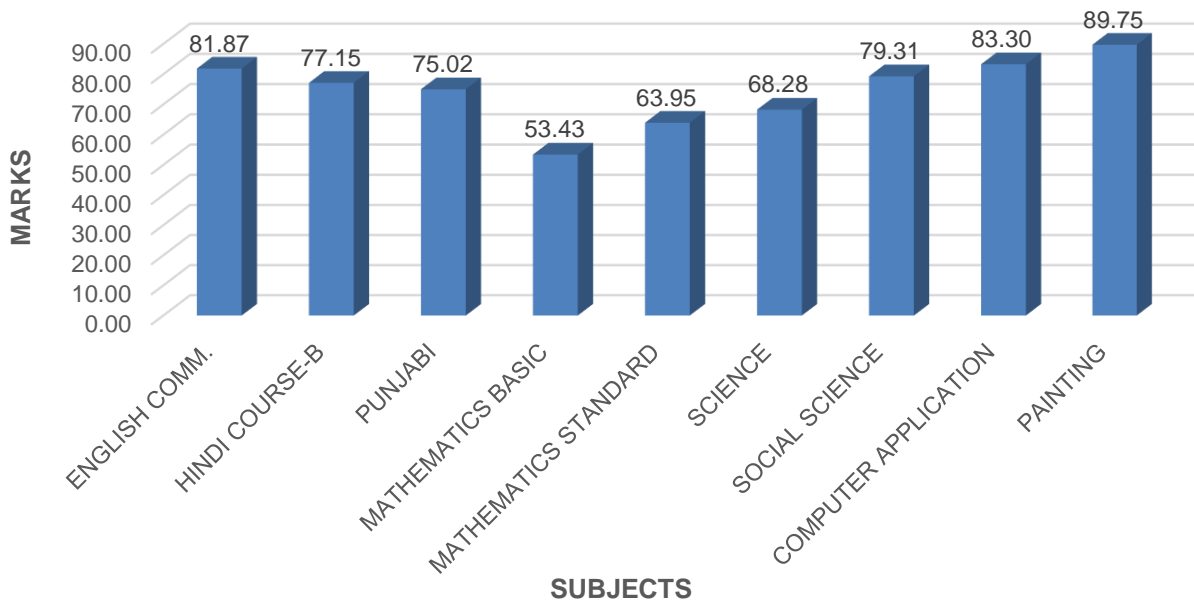
## DETAILS OF MARKS OF TOPPERS (THIRD)

ARJUN BHATIA	
SUBJECTS	%
ENGLISH	95
HINDI	91
PUNJABI	NA
MATHS STANDARD	95
SCIENCE	98
SOCIAL SCIENCE	96
COMPUTER APPLICATION	100
<b>AGGREGATE SCORE (Main 5 subjects)</b>	<b>95%</b>

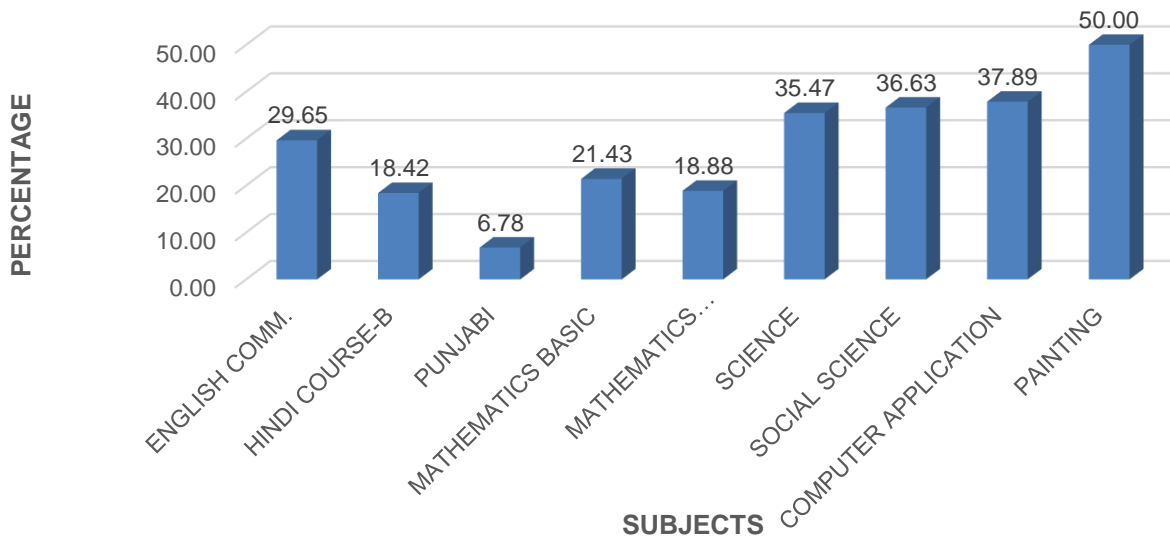
## SUBJECT ANALYSIS SUMMARY

SUBJECT	SUBJECT AVG.	A GRADE (%)	HIGHEST MARK	TOTAL DISTINCTION (%)
ENGLISH COMM.	81.87	29.65	98	80.23
HINDI COURSE-B	77.15	18.42	95	65.79
PUNJABI	75.02	6.78	96	55.93
MATHEMATICS BASIC	53.43	21.43	90	14.29
MATHEMATICS STANDARD	63.95	18.88	100	34.97
SCIENCE	68.28	35.47	100	41.28
SOCIAL SCIENCE	79.31	36.63	100	68.02
COMPUTER APPLICATION	83.30	37.89	100	72.67
PAINTING	89.75	50.00	95	100.00

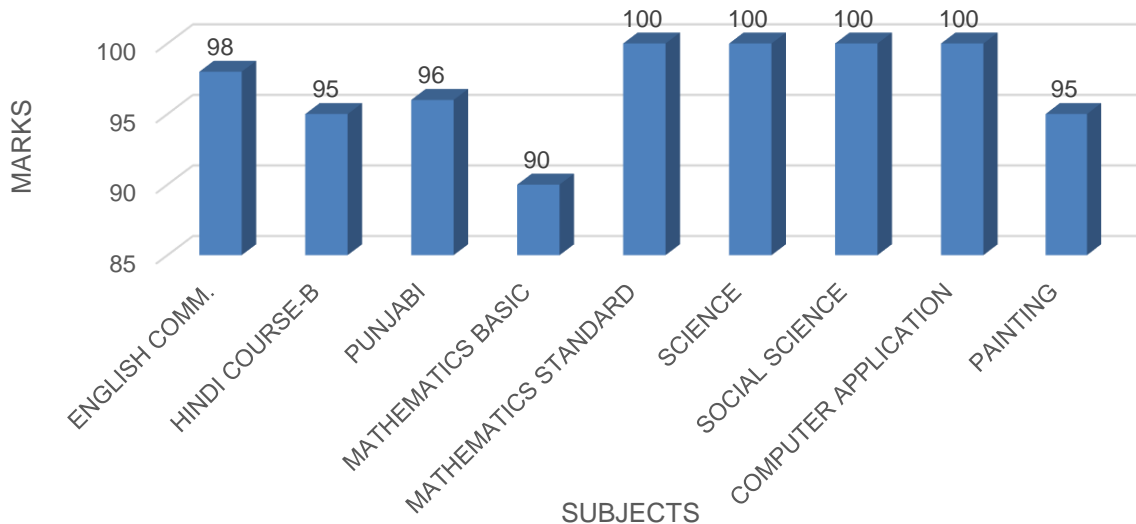
### SUBJECT WISE AVERAGE MARKS



### A Grade %



### HIGHEST MARKS



**AGGREGATE 90% & ABOVE**

Sl. No.	Roll No.	Student Name	Percentage
1	26115554	HARDIKA JAIN	96.60
2	26115575	GURSHEEN KAUR ARORA	96.00
3	26115470	HEZAL SABHARWAL	96.00
4	26115477	MEHUL GULATI	96.00
5	26115497	TEESHA ARORA	96.00
6	26115506	ARJUN BHATIA	95.00
7	26115522	KRISHIV BHATIA	94.80
8	26115460	AISHWARYA MINOTRA	94.80
9	26115614	JASVEEN KAUR	94.60
10	26115585	REET KAUR JOLLY	94.20
11	26115550	BHAVYA BHANDARI	93.60
12	26115595	DAMITA BHATIA	93.20
13	26115484	NIKHILESH KHANNA	93.00
14	26115527	MIESHA REDDY	92.80
15	26115539	RIDHIMA BATRA	92.80
16	26115582	NAVYA GULATI	92.40
17	26115509	AURUM SINGH AULAKH	92.20
18	26115471	JAPMAN KAUR	92.00
19	26115480	NAINCY	91.40
20	26115551	DAIWIK TANDON	91.40
21	26115558	ISHAAN MITTAL	91.00
22	26115589	ABEER SINGH BABBAR	90.60
23	26115538	RIA ARORA	90.20